

APS  
INTERNATIONAL  
SCHOOL

*Learning today...Leading tomorrow...*

# SUMMER VACATION

Name – \_\_\_\_\_

Class – \_\_\_\_\_

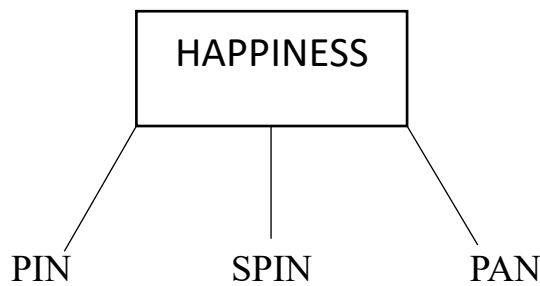
Section – \_\_\_\_\_



**SUBJECT – ENGLISH**

- Write five sentences about your favourite season and paste a picture related to it.
- Let your creative juices flow on 5<sup>th</sup> June as it is World Environment Day. Look around you make best out of waste. Create any usable item from waste material at home.
- Vocabulary Hanging-  
Draw a circle and write a big word in it. Then make as many small words as you can from the letters of that big word.

For example-



**Compound Words-**

Finish the words by drawing a line to the correct ending.

Mon	light	foot	parent
sun	book	grand	ball
rain	key	tooth	fish
note	drop	star	paste

- Following Directions -  
Read and follow the directions carefully: -


Make a box around all the animals



Make a circle around all the things we wear

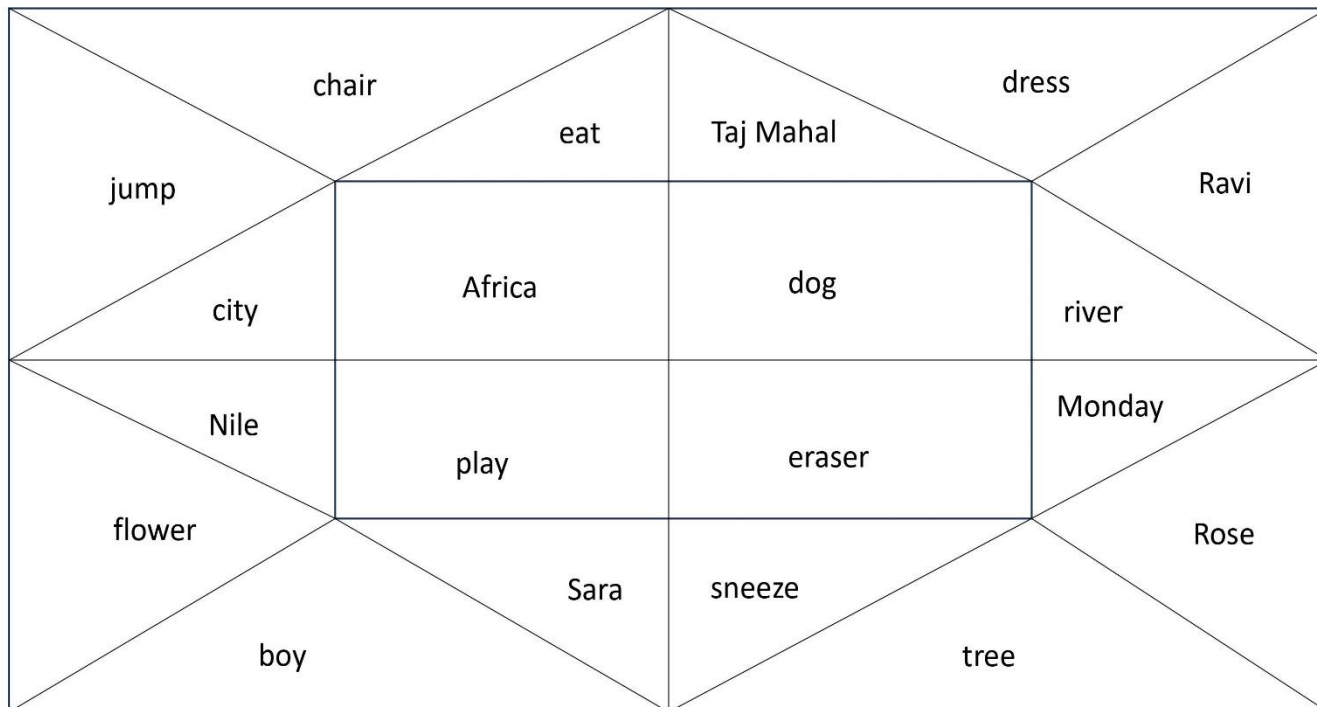


Underline all the places of a house.



rabbit	kitchen	shirt
bedroom	gloves	fox
pants	elephant	bathroom
drawing room	shoes	deer
cap	bear	hall

- LANGUAGE – identifying and classifying common nouns and proper nouns. Colour all the common nouns 'green', proper nouns 'yellow' and all the other remaining words 'orange'.



6. **LEARN WHILE HAVING FUN -**  
Solve the following board game and reach the finish line.  
(You can also use a dice to make it more fun).

<b>START</b>	1- Name two things that are green 1- _____ 2- _____	2- Name your favourite season- 1- _____	3- Write the synonym of 'create' 1- _____	4- Name two sweet things. 1- _____ 2- _____
	16- Name any two countries. 1- _____ 2- _____	17- Name any 5 classroom things. 1- _____ 2- _____ 3- _____	18- Write the plural of 'box'. 1- _____	5- Count the no. of fans in your house. 1- _____
15- Recite any one poem from your literature book. 1- _____		19- Write the meaning of 'admired'. 1- _____ 2- _____	6- Drink a glass of water.	
14- Write the capital of state Uttar Pradesh. 1- _____		<b>FINISH</b>	7- Name your favourite cartoon character. 1- _____	
13- Name your favourite to visit. 1- _____	12- Write the name of your hometown. 1- _____	11- Name two things that need electricity. 1- _____ 2- _____	8- Write the plural of child. 1- _____	
		10- Name two things that are yellow. 1- _____ 2- _____	9- Write the antonym of 'beautiful'. 1- _____	

7. **LET'S REVISE: -**  
Write an application to the Principal of your school requesting him to grant you sick leave for one day.

Write down the difficult words of chapter 1 and 2 and learn their spellings.

Write down the meaning of the following words -

1. tried -
2. admired -
3. skipped -
4. roar -
5. twinkling -

### SUBJECT – MATHS

1. Learn tables from 2 to 10 and write them 5 times in your holiday Homework.

2. Practice all work done in the book and exercise book.

3. Shape Hunt

Make a list of shapes you find in your house. Paste and name one picture of that object having the shape.

Note: - Do this activity on A-4 size sheet or on a chart paper in a creative way].

4. Number Art

Make any five things using “Number Art” (from number 1 to 10) and also write the number in front of the object from which you made that thing.

Note: - Do this activity on A-4 size sheet or chart paper and present it beautifully].

For example-

**Number**

**Number Art**

**Thing**

1



Candle

5. Count and Write

i) Number of matchsticks in a match box.

ii) the number in your full name.

iii) the number of people living in your house.

iv) the number of chairs in your house.

v) the number of doors in your house.

vi) the number of spoons in your house.

Note: - After counting write whether the number is ‘Even’ or ‘Odd’. Do this activity on a ruled paper and present it beautifully].

6. **Ascending and Descending Order:** -

Arrange the name of your family members in ascending and descending order (on the basis of their age) by posting their passport size photo and also write your relation with them below the photo.

Note: - Do this activity on A - 4 size sheet and present it beautifully.

Note: - Make a decorative folder to keep all these activities.

### SUBJECT – HINDI

1. दिए गए शब्दों की सहायता से कहानी को पूरा कीजिए।

(पेट, अंडे, मुर्गी, सोने, लकड़हारे, मन, अमीर, लालच, पछताने)

एक गरीब..... को एक दिन सोने का अंडा देने वाली ..... मिली। वह मुर्गी उस लकड़हारे को हर दिन सिर्फ एक ही ..... का अंडा देती थी। उस सोने के अंडे को बेचकर वह लकड़ाहारा..... बन गया। एक दिन अचानक लकड़हारे के ..... में और ज्यादा..... बनने का ..... आया उसने एक साथ ज्यादा सोने के ..... पाने के लालच में मुर्गी को मार दिया। मुर्गी के ..... में से एक भी अंडा ने मिलने पर वह ..... लगा। हमे कभी भी ..... नहीं करना चाहिए।

2. आपने अपने माता-पिता से जिन गुणों को सीखा है, उनमें से किन्ही चार गुणों के बारे में बताइए।

1.

2.

3. निम्नलिखित शब्दों की वर्तनी सही क्रम में लिखिए।  
 क. कश— ..... घ. जारा— .....  
 ख. तातो— ..... ङ. कलाचा— .....  
 ग. नव— ..... च. वाबच— .....
4. रचनात्मक अभिव्यक्ति—राष्ट्रीय पक्षी 'मोर'  
 दिए गए शब्दों की सहायता से राष्ट्रीय पक्षी 'मोर' पर 5-6 वाक्य लिखिए।  
 (राष्ट्रीय, चोंच, पंख, बारिश, गर्दन, नृत्य, सुंदर)
5. दिए गए गद्यांश को पढ़कर प्रश्नों के उत्तर लिखिए।  
 एक बार एक राजा ने एक बंदर को अपना अंगरक्षक बना लिया। एक दिन जब राजा आराम कर रहा था, तब बंदर उसके बिस्तर के पास खड़ा ध्यान से उनकी रखवाली कर रहा था। कुछ देर में एक मक्खी कमरे में घुसी और सोते हुए राजा के ऊपर मँडराने लगी। बंदर ने हाथ से मक्खी को भगाना चाहा लेकिन मक्खी बार-बार लौट आती। बंदर ने मक्खी को सबक सिखाने का निश्चय किया। उसने राजा की तलवार निकाली और जब मक्खी राजा की गर्दन पर मँडराई तो उसने मक्खी पर तलवार चला दी। मक्खी तो बच गई लेकिन बेचारे सोते हुए राजा की गर्दन कट गई।

शिक्षा—मूर्ख मित्र, बुद्धिमान शत्रु से भी अधिक हानिकारक होता है।

1. राजा ने अपना अंगरक्षक किसे बनाया था?  
.....
2. अंगरक्षक का अर्थ लिखिए।  
.....
3. राजा के कमरे में कौन घुसा।  
.....
4. इस कहानी से हमें क्या शिक्षा मिलती है?  
.....
5. वाक्य पूरा कीजिए।  
.....  
 मक्खी तो ..... गई लेकिन बेचारे ..... हुए राजा की कट गई।
6. रचनात्मक कार्य।  
 पुरानी चीजों से एक पेन-पेंसिल स्टैंड तैयार कीजिए। (मोबाइल फोन या घड़ी का बॉक्स लेकर उसे रंगीन पेपर या चमकीले रंगों से सजाइए)

### SUBJECT – EVS

Q1- Past the pictures of sense organs and write 2-2 lines about each sense organ  
 [you can use A-4 sheet]

Q2- Encircle the healthy food items using green colour and junk food items using red colour.

Chocolate	Juice	Pulses	rice
Apple	Eggs	Cold-drink	Fish
Dry- fruits	Pizza	Milk	Vegetables
Burger	Grains	Fries	Peanuts

Q3- Grandparents are special. They often play a big role in caring for grandkids. Write about any one teaching/ activity that you cherish the most with your grandparents.

Q4- Match the following.

- |                  |  |
|------------------|--|
| a. femur         | the position of body when we sit stand of walk |
| b. posture       | the longest bon.                               |
| c. ears          | the framework of body                          |
| d. hearts        | eating right type of food in right amount      |
| e. balanced diet | the smallest bone                              |
| f. skeleton      | pumps blood                                    |

Q5- Find out 5 food items and 5 body organs and write the name in the given space.

A	B	L	P	O	M	S	L	D	Q
S	A	S	P	D	O	N	I	O	N
E	N	O	S	E	U	G	L	M	P
Y	A	R	Q	A	T	O	P	Q	R
E	N	A	E	R	H	E	A	R	T
S	A	N	R	S	A	L	Z	X	V
L	K	G	U	A	V	A	S	M	M
O	S	E	T	O	M	A	T	O	E

Food items

Body organs

- |          |            |
|----------|------------|
| 1- _____ | i. _____   |
| 2- _____ | ii. _____  |
| 3- _____ | iii. _____ |
| 4- _____ | iv. _____  |
| 5- _____ | v. _____   |

Q6- Make a family tree using themocol or chart paper. Paste the pictures or chart paper. Paste the picture of your family members on it.

**SUBJECT – COMPUTER**

Q1- Unscramble to find the name of the part of a computer.

- ITROMNO - \_\_\_\_\_
- UMSEO - \_\_\_\_\_
- PPYFLO - \_\_\_\_\_
- OARDBYEK - \_\_\_\_\_

Q2- Find the missing vowel to complete the names of different parts of a computer.

- M \_\_\_ S \_\_\_                      K \_\_\_ Y B \_\_\_ R D                      \_\_\_ U S
- M \_\_\_ N \_\_\_ T \_\_\_ R                      F L \_\_\_ P P Y

Q3- Write one use of the given computer parts.



\_\_\_\_\_

\_\_\_\_\_

\_\_\_\_\_

Q4- Complete book page No. 25.

**SUBJECT – GENERAL KNOWLEDGE**

Q1- Paste 5 fallen dried leaves and write names on A-4 sheet.

Q2- Make a chart on Clean India Green India

Q3- Write the name of any 5 cities and their capitals in India.

Q4- Name and paste the picture.

a. National animal of India - \_\_\_\_\_

b. National bird of India - \_\_\_\_\_

c. National flower of India - \_\_\_\_\_

d. National tree of India - \_\_\_\_\_

Q5- Draw the picture of national flag and write few sentences on it.

Q6- Write down the names of any 5 states of India.

**SUBJECT – DRAWING**

- Make a Father's Day Card
- Make a fan (paper folding)